

# Borrow a new Polaroid Sun Camera. Free.\*

Try one of Polaroid's new Sun Cameras for the day, and get beautiful pictures—easily, instantly. The built-in flash fires every time, actually blending natural light with artificial. You get more evenly lit pictures in nearly any kind of light. The surest instant pictures ever!

Use of the camera is free\*; you pay only for the film.



## Pose for an instant 8x10 portrait.

Have the family climb aboard a replica of the Lilly Belle, the official Presidential car of the Disneyland Railroad, for a giant-size color portrait. We'll hand you the picture a minute later.




## At the Polaroid Camera Center, Main St.

\*A refundable deposit is also required.  
12/82/1.3

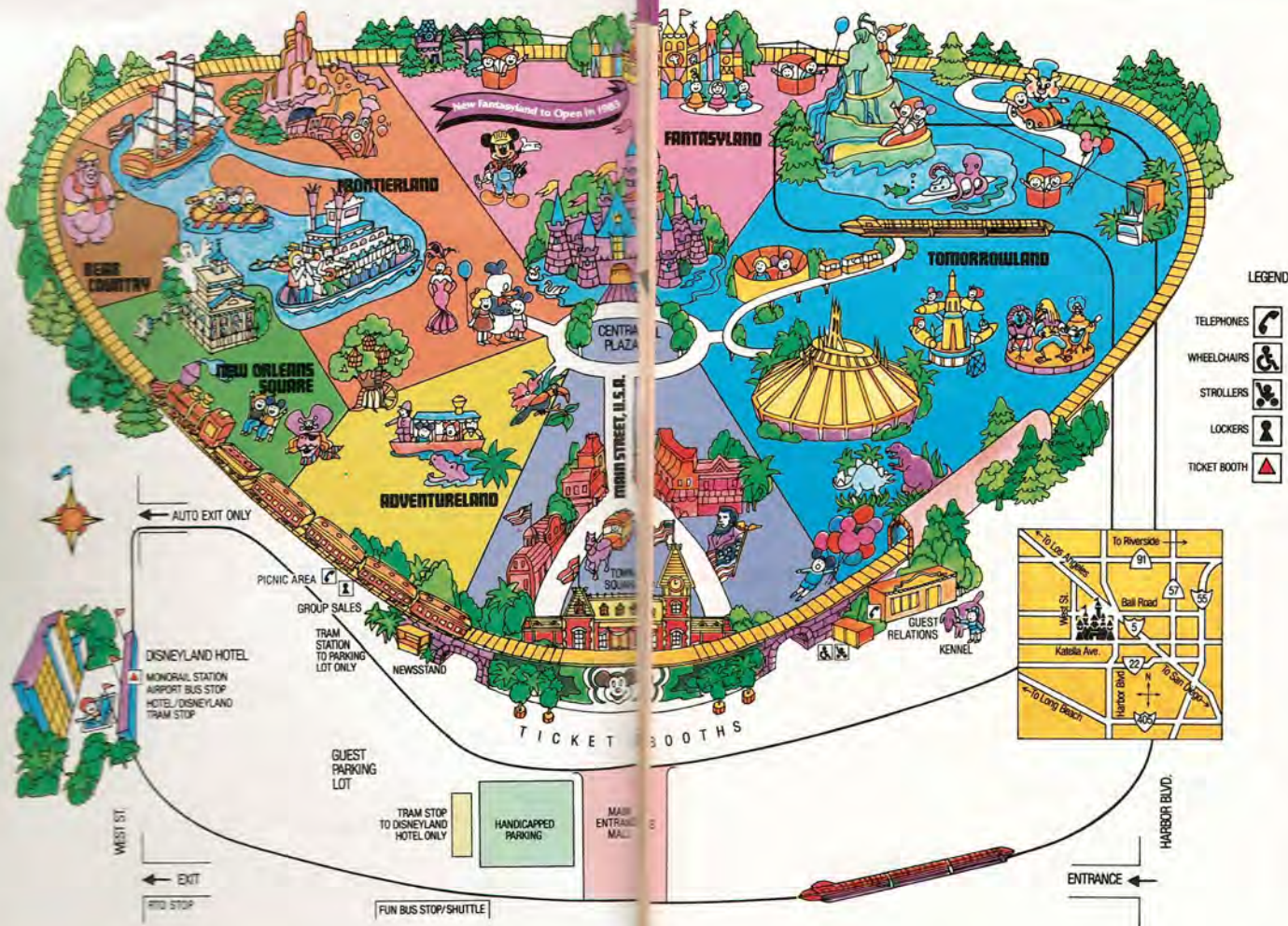
# Disneyland®

YOUR SOUVENIR GUIDE FOR 1983



Presented by  
**Polaroid**

[DisneylandGuideMaps.com](http://DisneylandGuideMaps.com)



## TABLE OF CONTENTS

### INFORMATION

Magic Kingdom Map . . . . .	1
General Information . . . . .	2
Tickets . . . . .	3
Insiders' Tips . . . . .	3
Photo Tips . . . . .	20

### MAGIC KINGDOM

Main Street, U.S.A. . . . .	4
Adventureland . . . . .	8
New Orleans Square . . . . .	10
Bear Country . . . . .	12
Frontierland . . . . .	14
Fantasyland . . . . .	16
Tomorrowland . . . . .	18

# INFORMATION



## PARK OPERATING HOURS:

We advise Disneyland guests to phone or write for exact information concerning days open, hours, events and performers scheduled to appear, parade or performance times, ticket prices, etc., when planning a trip to Disneyland. Park hours are subject to change without notice. Contact Disneyland Guest Relations, P.O. Box 3232, Anaheim, CA 92803 or phone (714) 999-4565.

General information about Disneyland may be obtained at CITY HALL, on Town Square, and at CAREFREE CORNER at the end of Main Street. As you explore the Happiest Place on Earth, feel free to ask any employee for assistance.

Information about other Southern California recreational attractions and public transportation schedules may be obtained at CAREFREE CORNER.

## American Express

Your American Express card is the official credit card of the Magic Kingdom and is accepted in many shops, stores and restaurants.

## Baby Center Presented by Gerber

Located between CAREFREE CORNER and the First Aid Center at the end of Main Street. Facilities for preparing formulas,

warming bottles, breast feeding and changing infants. Sorry, babysitting is not available.

## Banking Services

The Bank of America, located on Town Square, provides complete banking facilities from 10 AM to 3 PM every day. Disneyland is open. Check cashing up to \$20 in cash with proper identification is available after the bank closes at the Penny Arcade on Main Street and the Starcade in Tomorrowland.

Most Disneyland shops, stores and restaurants will accept travelers and personal checks, with proper identification, for the amount of purchase only.

## First Aid Center

Registered nurse on duty at all times. Located at the end of Main Street, next to the Plaza Inn.

## Guided Tours

Recommended for "first time guests," the two-and-a-half-hour tour begins on Main Street, U.S.A., to the left of CITY HALL, and includes general admission, five exciting attractions with a guide, and an unlimited ticket for the remainder of the day.

Guided tours may be purchased at Disneyland's Main Gate Ticket Booth.

## Locker Service Presented by National Car Rental

Facilities for checking purchases and garments are located between the Fire Station and the Emporium on Town Square, Main Street.

Lockers large enough for suitcases are located near the Parking Lot Tram Station, west of Disneyland's Main Gate Ticket Booths.

## Lost and Found

Facilities for lost and found items are furnished between the Emporium and the Fire Station on Town Square, Main Street.

## Lost Children

Facilities for the care of lost children are maintained within the First Aid Center at the end of Main Street, next to the Plaza Inn.

## Handicapped Guests

Accommodations have been made throughout Disneyland for our disabled guests. For specific information please be sure to get a copy of our Handicapped Information Guide at CITY HALL.

## Please Note:

*Shoes and shirts must be worn at all times in the Magic Kingdom. We request that there be no flash photography, eating, drinking or smoking in any attraction.*

## Disneyland Tickets

There are two ways to enjoy the Magic Kingdom, each designed to fit your individual needs. All tickets may be purchased at the Main Gate Ticket Booths and the Monorail Station at the Disneyland Hotel. You will need tickets for children (ages 3-11), juniors (ages 12-17) and adults. Children under 3 are free.

## THE UNLIMITED USE PASSPORT

This gives you unlimited use of all Disneyland adventures and attractions (except Shooting Gallery) with one convenient ticket that's your passport to fun all day long.

## THE GUIDED TOUR

If you're visiting with us for the first time, or if you'd like to know a little more about Disneyland, we recommend our personalized two-and-a-half-hour Guided Tour. Your Guide will accompany you on five attractions and you'll get an Unlimited Use Passport for the remainder of the day. Guided Tours may be purchased at the Main Gate.

## SENIOR CITIZEN PASSPORTS

Any Senior, age 60 or over, can purchase a special Unlimited Use Passport at a reduced price every Thursday and Friday. Ask at the Ticket Booth for details.

*Ticket Media Subject to Change without Notice.*

## Insiders' Tips on Making Your Visit More Pleasant

These suggestions will help save time, energy and footsteps while you enjoy all there is to see and do during your visit to Disneyland.

## Attractions

No matter what the season, the best time to see Disneyland's most popular attractions is early in the day (before Noon) or just before Park closing. Let the descriptions listed on pages 7-21 help you decide which attractions you wish to see. We suggest you begin with a train trip around the Magic Kingdom, and then proceed to the attractions of your choice using the inside map as a guide. Your Passport will enable you to experience a variety of attractions and adventures.

## Re-Entry to Disneyland

If you wish to leave Disneyland and return during Park operating hours on the same day, you must have your hand stamped at the exit turnstiles. You may re-enter the parking lot, free of charge, during Park operating hours on the same day if you retain your parking ticket and present it at the Parking Lot Entrance upon your return. Disneyland Hotel guests and visitors, exiting by way of the Disneyland Monorail, must also have their hands stamped as they exit the Monorail to obtain re-entry during Park operating hours on the same day.

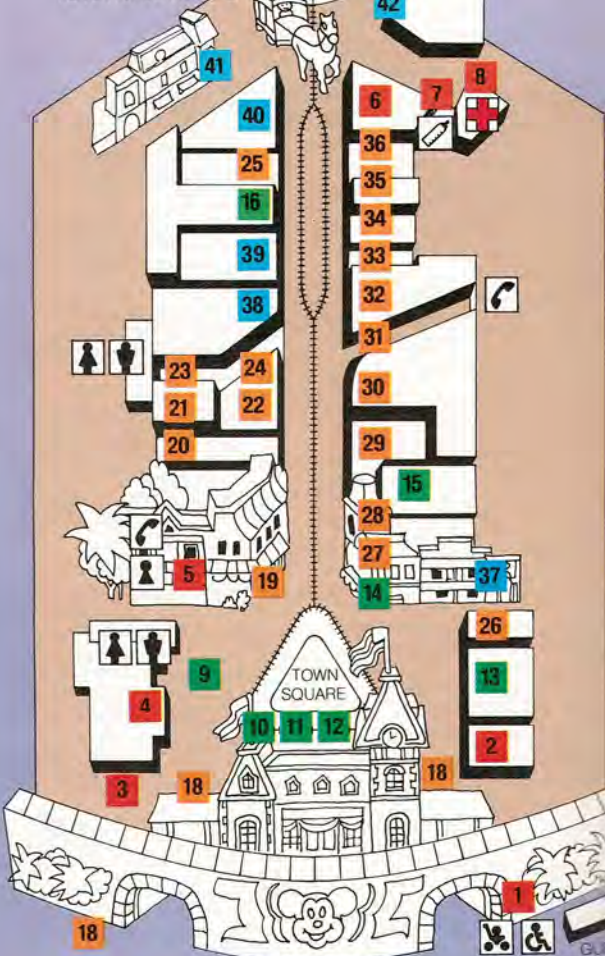
## Disney Characters

Disney Characters may appear at many different locations throughout the Park. They have no specific schedule. So, keep your eyes open, they could surprise you at any time!

BEAR COUNTRY  
NEW ORLEANS SQUARE  
FRONTIERLAND  
ADVENTURELAND

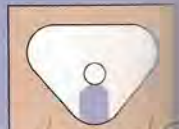


FANTASYLAND  
TOMORROWLAND



- FIRST AID
- RESTROOMS
- TELEPHONES
- WHEELCHAIRS

- STROLLERS
- LOCKERS
- BABY CENTER



# MAIN STREET USA

NOTE: Attractions, Information and Service Centers, Shops and Restaurants are listed according to their location proceeding North from Disneyland's entrance towards Central Plaza.

## INFORMATION & SERVICES

- 1 Strollers and Wheelchairs**  
Stroller and wheelchair rentals and souvenirs.
- 2 Bank of America**  
Complete banking services between 10 a.m. and 3 p.m. every day Disneyland is open. Adjacent to the "Walt Disney Story."
- 3 Guided Tour Garden**  
Departure point for guided tours to the left of City Hall. (Subject to availability.)
- 4 City Hall**  
Inquire about general Park information or lost persons on the west side of Town Square.
- 5 Storage Lockers and Lost and Found**  
Presented by National Car Rental



- 6 Carefree Corner**  
Sign in the Disneyland Guest Book at the northern end of Main Street. Information about Disneyland and Southern California area amusements.
- 7 Baby Center Presented by Gerber**  
Facilities for preparing formulas, changing infants, warming bottles and breastfeeding. Adjacent to Carefree Corner.
- 8 First Aid and Lost Children**  
Registered nurse on duty at all times.

## ATTRACTIONS

NOTE: The following vehicles provide one-way transportation between Town Square and Central Plaza throughout the day.

- 9 Fire Engine**  
"Answer the alarm" in Disneyland's early-version fire wagon.
- 10 Horse-Drawn Street Cars**  
Ride a horse-drawn trolley down a turn-of-the-century avenue.
- 11 Horseless Carriage**  
Chug along in a replica of America's classic autos.
- 12 Disneyland Railroad**  
All aboard an old-fashioned steam train for a grand-circle tour of Disneyland and a visit to the Grand Canyon and Primeval World.

**13 The Walt Disney Story  
Featuring "Great  
Moments with Mr. Lincoln"  
Presented by the Gulf Oil  
Corporation**

Browse through a display on the east side of Town Square, showcasing Disney awards, memorabilia and Walt Disney's personal offices, and view an audio-animatronic tribute to our 16th president of the United States.



**14 Disneyland  
Presents Previews  
of Coming Attractions**

Artist's renderings and models of future developments in the Magic Kingdom, located on Town Square.

**15 Main Street Cinema**

Enjoy the greats of the silent screen era.

**16 Penny Arcade**

A room full of fun for a penny, nickel, dime or quarter.

## SHOPS

**18 Souvenir Stands**

Located on either side of Main Street, near the Train Station.  
*The West Side of Main Street:*

**19 Emporium**

Large selection of decorative gifts, toys, dolls, souvenirs, men's, women's and children's apparel.

**20 Arribas Brothers  
Glassblowers**

Variety of glass items created before your eyes (*inside Crystal Arcade*)

**21 Story Book Shop  
Presented by  
Western Publishing Company**  
Wide selection of Walt Disney books and records.

**22 Disneyana Shop**  
Disney collectibles featuring items from the Disney archives

**23 Candle Shop**  
Unique selection of candles.

**24 New Century Clock and  
Watch Shop Presented  
by Elgin Time Products**  
A complete selection of Elgin watches and clocks, including Mickey Mouse and other Disney characters.

**25 Candy Palace**  
A paradise for candy lovers.  
*The East Side of Main Street:*

**26 Mad Hatter Shop**  
Colorful variety of unique Disneyland hats, embroidered free.

**27 Magic Shop**  
Unusual tricks, masks and gadgets.

**28 Tobacco Shop**  
World-wide tobacco and smoking accessories.

**29 "Rings 'N' Things"**  
Selection of jewelry and accessories.

**30 Market House  
Presented by  
Del Monte and Sun Giant**  
Old fashion general store featuring cookies, cider, hot coffee and natural food snacks.

**31 Flower Market**  
Small plants, unusual man-made flowers.

**32 Hallmark  
Communication Center**  
Hallmark greeting cards, party packs and stationery items.

**33 Camera Center  
Presented by Polaroid**  
Polaroid film, cameras, accessories and cameras-for-loan. Variety of other

cameras and film brands available. Rental of still and movie cameras. Camera Service Counter for minor repairs. Polaroid instant 8 x 10 portrait studio.

**34 Arribas Brothers  
Crystal Arts**  
Fine hand-cut glass artware, special engraving and monogramming.

**35 Silhouette Studio**  
Silhouettes while you wait. Frames available.

**36 China Closet**  
Decorative gifts and accessories in ceramic and glass.

## RESTAURANTS & REFRESHMENTS

*Various Main Street locations:*

**37 The American Egg House  
Presented by  
The American Egg Board**  
Table service. Breakfast served until 12:00 noon. Omelets, sandwiches, salads and desserts.

**38 Carnation  
Ice Cream Parlor**  
Table service. Breakfast served until 11:45 a.m. Sandwiches, natural food specialties, soups, salads and ice cream desserts.



**39 Sunkist Citrus House**  
Fresh orange juice, lemonade, lemon tarts and frozen juice bars.

**40 Coca-Cola  
Refreshment Corner**  
Coca-Cola, hot dogs and snacks.

**41 Plaza Pavilion**  
Buffeteria service. Hot entrees and sandwiches, salads and desserts. Open holiday periods and Summer Season only.

**42 Plaza Inn  
and Plaza Terrace**  
Buffeteria service. A variety of hot entrees and sandwiches, salads and desserts. Table service on Plaza Terrace during Summer months. (Dinner only.)

**43 Orville Redenbacher  
Gourmet Popping Corn**

**44 Carnation Plaza Gardens**  
Hamburgers, hot dogs, chicken filet, ice cream and soft yogurt cones and ice cream and soft yogurt sundaes.





NOTE: Attractions, Shops and Restaurants are listed according to their East to West location.

## ATTRACTIONS

### 1 Enchanted Tiki Room Presented by Dole Pineapple

Take part in a musical luau where the birds, flowers and tropical tikis entertain.

### 2 Jungle Cruise

Board an explorer's launch to venture down dangerous tropical rivers and penetrate the jungle.

### 3 Swiss Family Treehouse

Explore the tree-top home built by an ingenious ship-wrecked family, and enjoy an aerial view of Disneyland.



## SHOPS

**5 Adventureland Bazaar**  
Exotic gifts, jewelry and decorative items. Men's and women's apparel.

**6 Tropical Imports**  
Hats, bags, shells and unique gifts from the tropics.


**7 Guatemalan Weavers**  
Clothing and jewelry from Guatemala.

## RESTAURANTS & SNACK CENTERS

**8 Tiki Juice Bar Presented by Dole Pineapple**  
Dole Pineapple Juice and fresh pineapple spears to refresh you near the Enchanted Tiki Room.

**9 Tahitian Terrace Presented by Kikkoman Int. Inc.**  
Table service. Polynesian specialties for lunch and dinner. Teriyaki steak, exotic salads, and desserts. Dinner shows. Holiday periods and Summer season only.

**10 Sunkist "I Presume"**  
Fresh orange juice, lemonade, jungle julep, coffee, donuts and hot dogs.



RESTROOMS



TELEPHONES



# NEW ORLEANS SQUARE



NOTE: Attractions, Shops and Restaurants are listed according to their East to West location.

## ATTRACTIONS

- 1 Pirates of the Caribbean**  
Sail with a motley crew for the wildest adventure ever to rock the Spanish Main.
- 2 Haunted Mansion**  
Join the 999 "happy haunts" in this frightfully funny adventure.
- 3 Disneyland Railroad**  
Disembark in Tomorrowland, at the Main Street Station, or ride "round trip."



## SHOPS

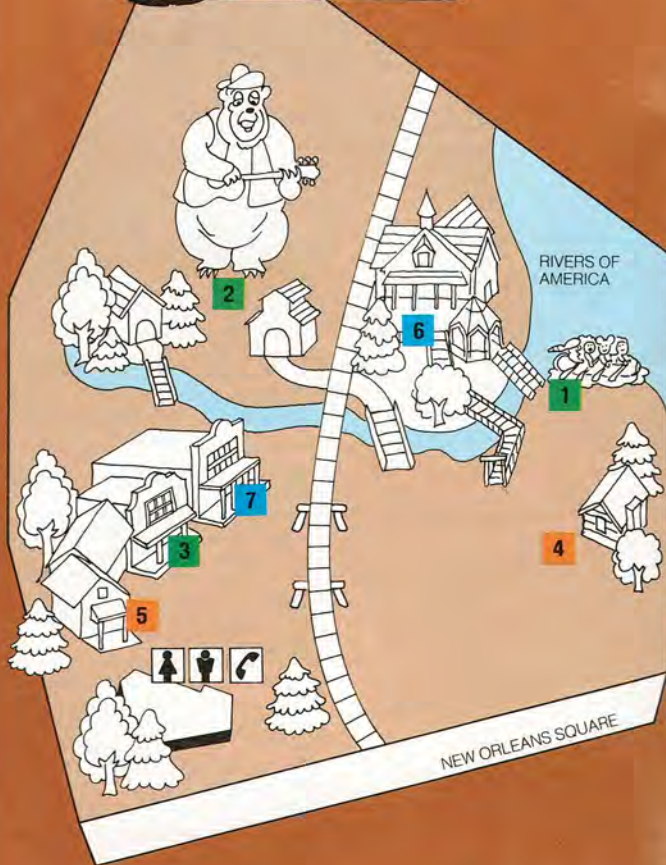
- 4 One-of-a-Kind Antiques**  
Choice antiques, reproductions and rare gifts for the most discriminating collector.
- 5 Pieces of Eight**  
A veritable treasure chest of pirates' plunder! Decorative gifts and toys.
- 6 Laffite's Silver Shop**  
Wide selection of jewelry and silver items for the home and personal use.
- 7 Arribas Brothers Crystal d'Orleans**  
Fine crystal pieces and glassware with engraving available.
- 8 Le Gourmet**  
Unique cooking and serving accessories, exotic spices, and cookbooks for the connoisseur.

- 9 The Brass Boutique**  
A fine selection of decorative gifts and accessories—all in brass.
- 10 Mlle. Antoinette's Parfumerie**  
Fine perfumes and the services of a perfumer to blend unique individual fragrances.
- 11 Marche Aux Fleurs, Sacs et Modes**  
Hats for many moods, hand bags for many outfits. Film and cigarettes also available.
- 12 Candy Cart**  
Wide selection of specialty candies.

## RESTAURANTS & REFRESHMENTS

- 13 Royal Street Veranda**  
Enjoy frozen bananas and fritters.
- 14 Cafe Orleans**  
Table service. Sandwiches, salads, ice cream desserts and pastries.
- 15 The Blue Bayou Restaurant**  
Table service for lunch and dinner. Seafood, chicken and beef entrees. Monte Cristo Sandwiches, salads and desserts. Reservations accepted during holiday periods.
- 16 The French Market**  
Buffeteria service for lunch and dinner. Southern style entrees, salads, hot sandwiches and desserts.
- 17 Mint Julep Bar**  
Fritters, ice cream bars, non-alcoholic mint juleps and lemonade.

# BEAR COUNTRY



RESTROOMS    
TELEPHONES 



NOTE: Attractions, Shops and Restaurants are listed according to their East to West location.

## ATTRACTIONS

### 1 Davy Crockett's Explorer Canoes (closed at dusk)

Paddle your own canoe on the Rivers of America with an explorer scout.

### 2 Country Bear Jamboree

Presented by Wonder Bread  
A foot-stompin', knee-slappin', country-western revue featuring a cast of 18 un-bear-able bear-itones.

### 3 Teddi Barra Swingin' Arcade

Frontier fun for a nickel, dime or quarter.

## SHOPS

4 Indian Trading Post  
Indian arts and crafts, including a large selection of turquoise jewelry.

5 Wilderness Outpost  
Old-time, "country store" goods. Black Hills gold and Gold Nugget jewelry.

## FOOD & REFRESHMENTS

6 Hungry Bear Restaurant  
Presented by Wonder Bread  
Hamburgers, hot dogs, chicken filet, salads, and desserts to satisfy wilderness appetites.

7 Mile Long Bar  
Hot dogs, hot pretzels, apple cider and other beverages and snacks.





# FRONTIER LAND



NOTE: Attractions, Shops and Restaurants are listed according to their East to West locations.

## ATTRACTIONS

- 1 Shooting Gallery**  
Test your sharpshooting skills before exploring the frontier.
- 2 Big Thunder Mountain Railroad**  
Ride out the storm on this reckless, runaway mine train adventure. A real white knuckle adventure!
- 3 "Mark Twain" Steamboat**  
Board a steam-powered stern-wheeler and cruise the Rivers of America, back to the era when "cotton was king."
- 4 Sailing Ship "Columbia"**  
Cruise on a replica of the first American sailing ship to circle the globe. Holiday periods only.
- 5 Eastman Kodak's Golden Horseshoe Revue**  
Dancing girls, Slue Foot Sue and Pecos Bill bring the Old West to life in a rip-roarin' stage show. Reservations taken beginning 15 minutes after Park opening for the same day.
- 6 Rafts to Tom Sawyer Island (closed at dusk)**  
Explore Tom Sawyer Island with its many caves and Fort Wilderness.
- 7 Mike Fink Keel Boats**  
Survey the wilds of the frontier during a backwoods water journey.

## SHOPS

- 8 Frontier Trading Post**  
Western apparel, jewelry and gifts.
- 9 Davy Crockett Arcade**  
Includes Frontier Leather Shop, Mexican Village and assorted frontier gifts.

**Frontierland Hats**  
A colorful variety of western hats.

**Frontier Rock Shop**  
A rockhound's department store!

**10 Pendleton Woolen Mills Store**  
A complete selection of Pendleton woolsens, yardage and accessories.

**11 Frontierland Camera Shop**  
Polaroid film and cameras, plus an assortment of other film and photographic items.

## FOOD & REFRESHMENTS

**12 Casa Mexicana**  
Buffeteria service, featuring Mexican food specialties.

**13 Eastman Kodak's Golden Horseshoe Revue**  
Cold sandwiches, chips and beverages. Show reservations taken beginning 15 minutes after Park opening for the same day.

**14 Stage Door Cafe**  
Hamburgers, hot dogs, chili & beans and brownies.

**15 Wheelhouse\***  
Soft serve cones and sundaes and beverages.

**16 Delta Banjo\***  
Cherry icees and chips.


**17 Hormel's River Bell Terrace**  
Buffeteria service, serving pancakes, waffles, bacon and eggs, lunch and dinner items.

**18 Fort Wilderness Snack Bar**  
Apple cider, snacks and beverages on Tom Sawyer Island.

**19 Fishing Pier Snack Stand\***  
Beverages and quick energy snacks on Tom Sawyer Island.

\*Holiday periods and Summer Season only

# Fantasyland



Certain sections of Fantasyland will be closed this year for major remodeling. Look forward to a magical new Fantasyland that will make all your dreams come true. While waiting for the grand re-opening, be sure to visit some of your other favorite attractions which are still operating.

## SHOPS

### 7 Arribas Brothers Glass Knitters

Watch the glass knitters at work and browse among their wares. See the beautiful Damascene Art on display.

### 8 Castle Candy Shoppe

A variety of unusual candies.

### 9 Merlin's Magic Shop

Magic demonstrations, supplies, masks and tricks.

### 10 Tinkerbell Toy Shop

Dolls and toys to delight all ages, and Disney character clothing for children.

### 11 Souvenir Stand

Gifts, mementos and film.

### 12 Small World Gifts

Unique gifts from many lands.

## ATTRACTIONS

### 1 Sleeping Beauty Castle

Diorama scenes inside the castle tell the story of Sleeping Beauty.

### 2 Storybook Land Canal Boats

View a miniature world of Classic Fairy Tales.

### 3 "It's A Small World" Presented by Bank of America

Join enchanting children from around the world for the happiest cruise that ever sailed.

### 4 Motor Boat Cruise

Pilot your motorboat through tricky currents and rapids.

### 5 Fantasyland Autopia

Youngsters of all ages can navigate these freeways of the future.

### 6 Matterhorn Bobsleds

Race through icy caverns towards an encounter with the Abominable Snowman!

NOTE: Attractions, Shops and Restaurants are listed counterclockwise from the entrance to Tomorrowland

## 11 "America the Beautiful" Presented by the Bell System

Travel through the magic of Circle-Vision 360 to glimpse the scenic and historic wonders of our 50 United States.

## 12 PeopleMover

Take a leisurely tour of Tomorrowland and experience the computer world of Tron.

## 13 Rocket Jets

Pilot your own space craft to optimum speed, high above Tomorrowland.

## SHOPS

## 14 The Character Shop

Wide selection of Disneyland souvenirs, clothing and merchandise. Polaroid and additional types of film available.

## 15 "Mod" Hatter Shop

Colorful variety of Disneyland and other unique hats. Your name embroidered free.

## 16 Souvenir Stand

Mickey Mouse Ears, Disneyland and other unique hats. Your name embroidered free.

## FOOD & REFRESHMENTS

## 17 The Space Place

Chicken, fish and super hot dogs with fries in-a-basket, chicken sandwiches, salads, barbecued spareribs, soft cones and sundaes. Open Summer and holidays.

## 18 Coca-Cola Tomorrowland Terrace

Hamburgers, hot dogs, chicken, salads, sandwiches, pizza and soft ice cream.

## 19 Lunching Pad

Space mist punch, sandwiches, popcorn and snacks. Open weekends, Summer and holidays.

## ATTRACTIONS

## 1 Adventure thru Inner Space

Discover the world of the atom during this thrilling journey.

## 2 Starcade

Shoot for the stars in games of skill and chance.

## 3 Space Mountain

Penetrate super space for a high-speed adventure to the outer reaches of the universe. It's an intergalactic thrill only for the brave!

## 4 Mission to Mars Presented by McDonnell Douglas

Visit Mission Control and then journey to Mars.

## 5 America Sings Presented by Del Monte

Hop aboard a musical carousel theatre for an American musical revue.

## 6 Skyway to Fantasyland

Up and away for a "bird's eye" view of Disneyland's Magic Kingdom.

## 7 Disneyland Railroad

Ride from the station in Tomorrowland, past the Grand Canyon and Primeval World Dioramas. Disembark at Main Street or New Orleans Square, or ride "round trip."

## 8 Tomorrowland Autopia

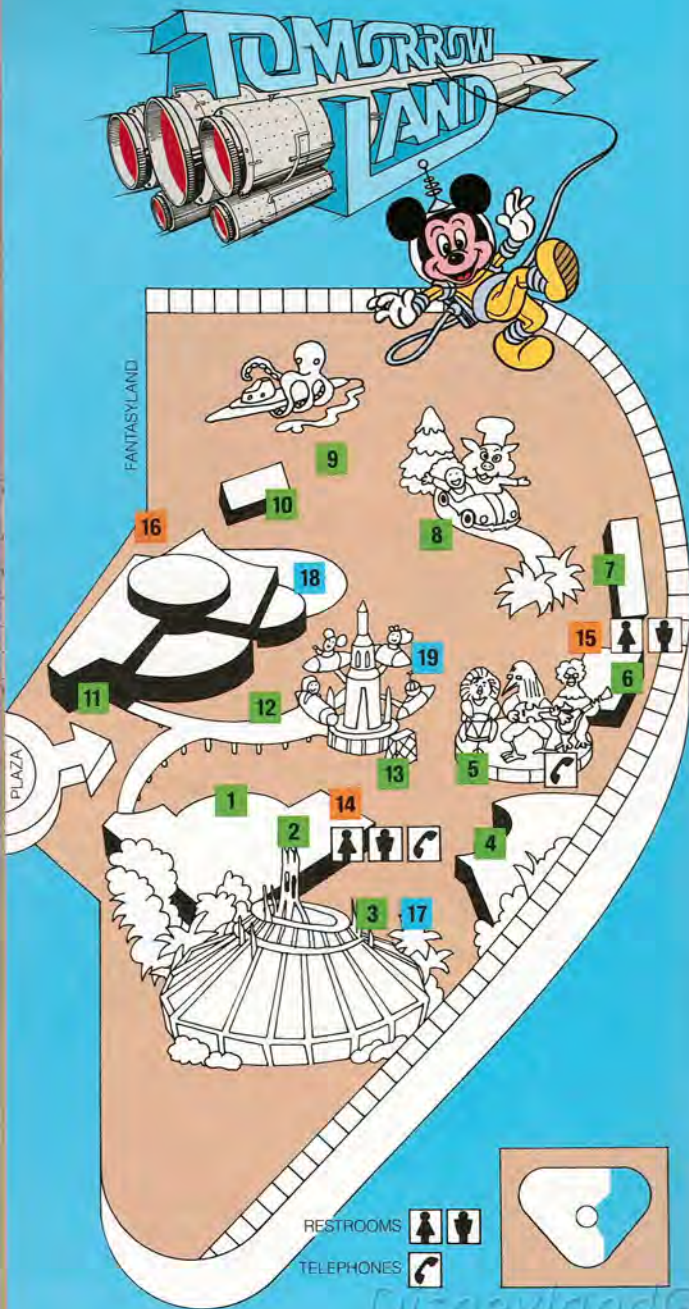
Skilled drivers take the wheel for a scenic drive through the roads of Tomorrowland.

## 9 Submarine Voyage

Journey through "liquid space" on an exciting cruise to the North Pole.

## 10 Disneyland Monorail System

Travel high above Disneyland to the Disneyland Hotel and back, on the transportation system of tomorrow.



## TIPS FOR BETTER DISNEYLAND PICTURES

## Before You Shoot

1. Make sure your camera is clean. Clean the lens by first blowing off the dust, then moistening and wiping gently with a soft tissue. Clean the inside of the camera by blowing out any dust; wipe the picture-taking rollers of instant cameras.
2. Make sure your film is fresh. The expiration date is stamped on the box.
3. Check the batteries and battery contacts, a large cause of picture-taking failure. (Note: This is not necessary in Polaroid Sun, Amigo, SX-70, Pronto and One Step cameras because a fresh battery is contained in each film pack.)
4. If you think your camera isn't working properly, don't waste film or flash. Visit the Polaroid Camera Center, Main Street, U.S.A., for advice and/or the free loan of a Polaroid Sun Camera.

## When You Shoot

1. Stand so that the light falling on the subject comes from behind you, or from the side. With Polaroid Sun Cameras, you don't have to worry about where the sun is.
2. When in doubt about the light, use flash,\* keeping in mind the maximum flash range of the camera. Polaroid Sun Cameras automatically blend flash with daylight to soften deep shadows and improve pictures made in the shade or against the light. Polaroid SX-70 type cameras also allow you to use flash in such situations.
3. Don't attempt a picture closer than about 4', or a flash picture farther than about 12', except with 35mm and SX-70 cameras.
4. Try to fill the viewfinder with as much of the subject as possible. The larger the subject, the more interesting your picture will be!
5. Keep the background simple. Try to avoid distracting objects in the foreground and background objects that appear to "grow out" of the subject.
6. Hold the camera steady. Gently squeeze the shutter button; do not "punch" the button.

\*Flash photography is not permitted inside any indoor attraction at Disneyland, except "It's a Small World."

## TIPS FOR BETTER DISNEYLAND MOVIES

1. Check the batteries in your camera. If you are going to film more than one cassette, it's good to have spare batteries with you.
  2. You can create more interesting movies by thinking of a "theme" in advance—"A Tour Down Main Street, U.S.A.," for example. With planning, you'll find the three-minute average cassette length just about right.
  3. Shoot with the sun behind you or to your side. If you shoot into the sun, you'll probably fool the camera's electric eye and the scene will end up too dark.
  4. Try to have your entire scene lit evenly. Otherwise, very bright or dark areas may fool the electric eye and result in an over or under exposed scene.
  5. Use the zoom lens sparingly and only when it contributes to a scene. Too much zooming in and out will be distracting to your viewers.
  6. Move the camera sideways (panning) very slowly (about half as fast as you're inclined). If you pan too fast, your movie will appear blurred.
  7. Shoot each scene for at least 5 seconds. Be sure to include "establishing shots" (overall view, signs, etc.) as well as family action.
- More picture and movie-making help—as well as film, flash and free Polaroid cameras on loan—is available from the Polaroid Camera Center, Main Street, U.S.A.



Let action help make your pictures interesting. And remember to use flash when trying to stop action, or anytime the light is dim.



Move in for good people pictures: Detail and expressions will be sharper and clearer.



Take good stories by keeping them clean and simple—include something in the foreground for interest and dimension.



Keep the background simple and complementary. For flash pictures avoid excessively dark or distant background.